東北地方太平洋沖地震(M9.0)後の地殻変動（時系列）　（１）

配点図

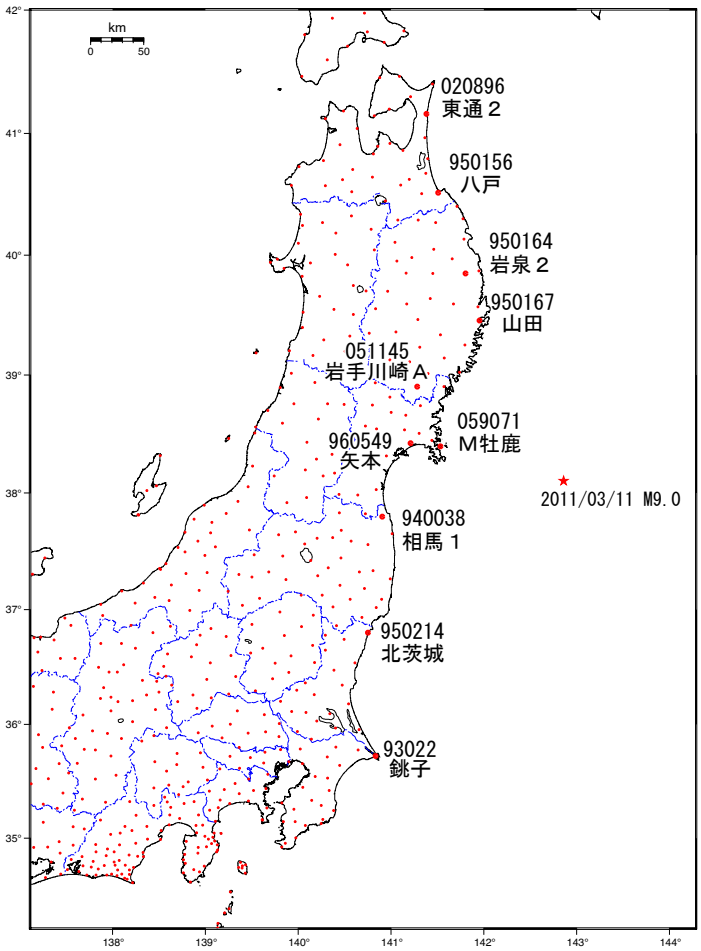

観測局情報

点番号	点名	日付	保守内容
020896	東通２	2012/09/28	アンテナ更新
		2014/12/20	アンテナ交換
950156	八戸	2012/09/25	アンテナ更新
950164	岩泉２	2012/02/09	アンテナ更新
950167	山田	2012/02/04	アンテナ更新
051145	岩手川崎Ａ	2012/01/25	アンテナ更新
960549	矢本	2011/12/16	アンテナ更新
940038	相馬１	2012/01/12	アンテナ更新
		2014/11/20	受信機交換
950214	北茨城	2012/01/10	アンテナ更新
93022	銚子	2012/02/21	アンテナ更新
950462	福江	2012/11/07	アンテナ更新

成分変化グラフ

期間: 2011/03/12～2015/07/28 JST

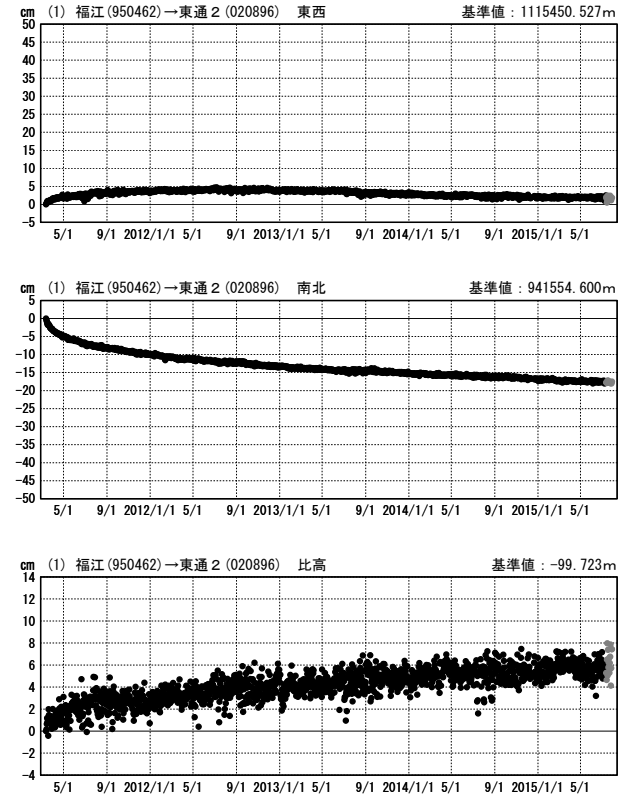

期間: 2011/03/12～2015/07/28 JST

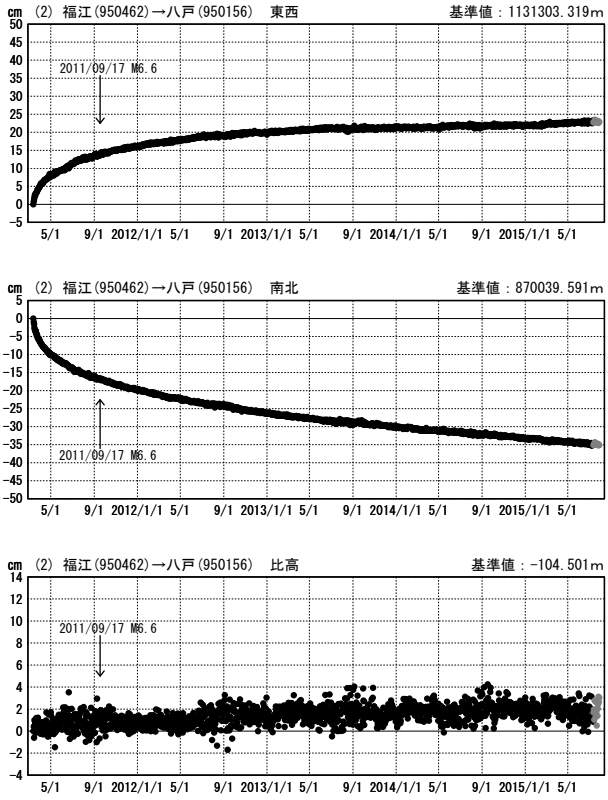

●---[F3:最終解]　●---[R3:速報解]

国土地理院

東北地方太平洋沖地震(M9.0)後の地殻変動（時系列）　（２）

成分変化グラフ

期間: 2011/03/12～2015/07/28 JST

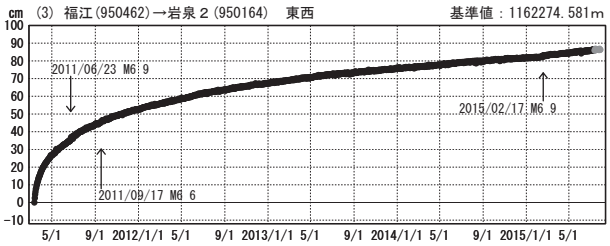

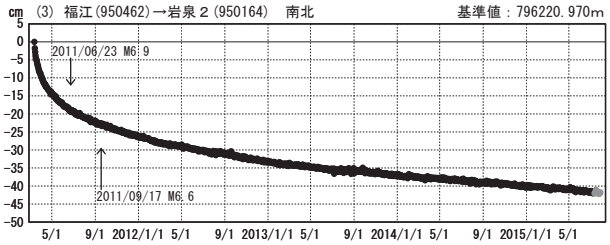

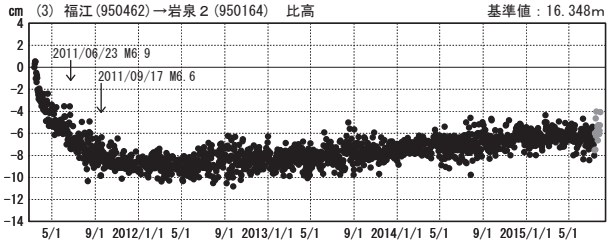

期間: 2011/03/12～2015/07/28 JST

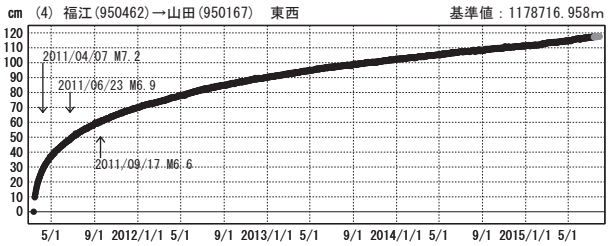

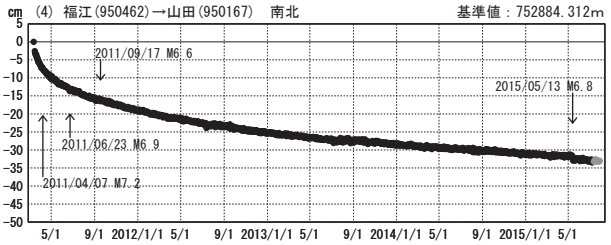

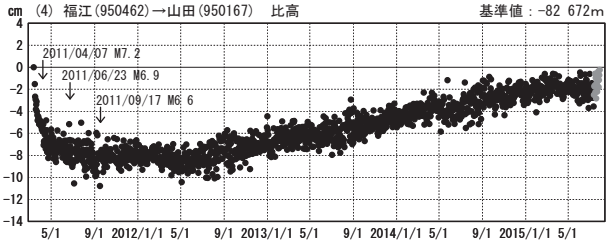

●---[F3:最終解]　●---[R3:速報解]

期間: 2011/03/12～2015/07/28 JST

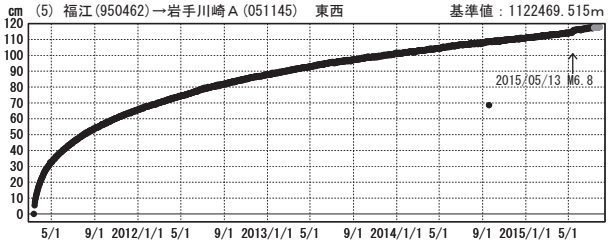

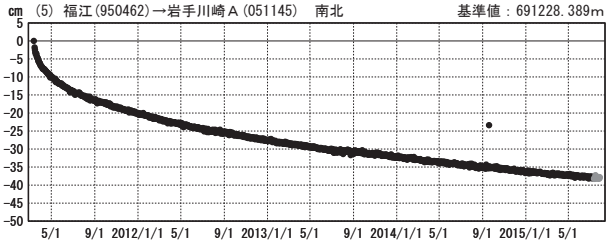

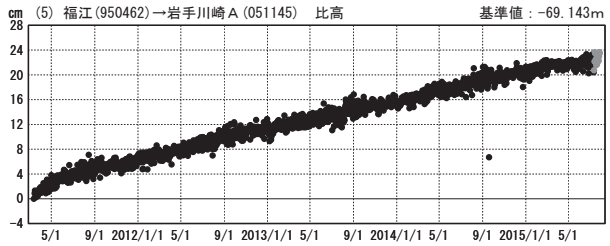

期間: 2011/03/12～2015/07/28 JST

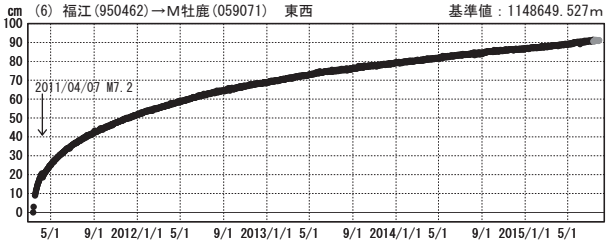

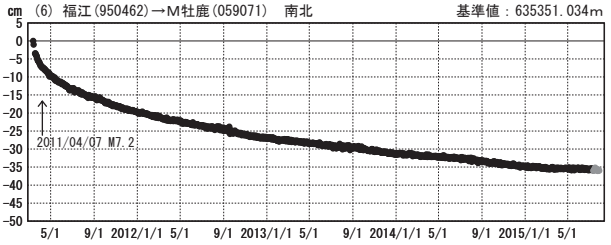

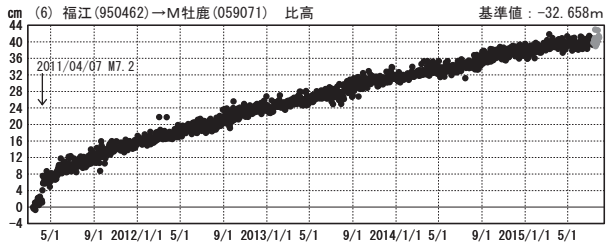

●---[F3:最終解]　●---[R3:速報解]

国土地理院

東北地方太平洋沖地震(M9.0)後の地殻変動（時系列）　（３）

成分変化グラフ

期間: 2011/03/12～2015/07/28 JST

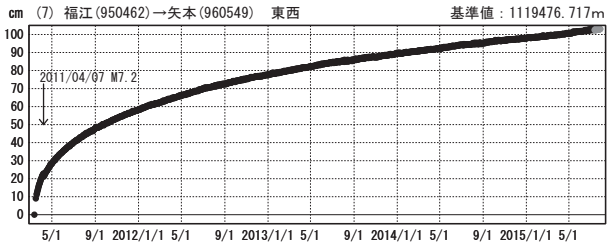

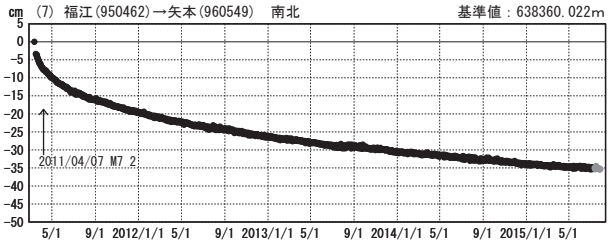

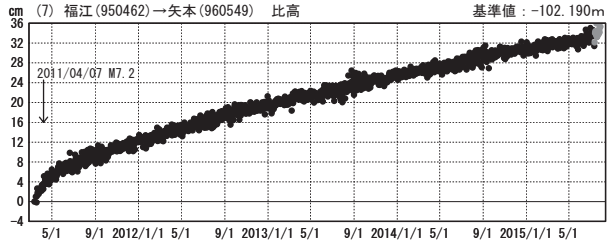

期間: 2011/03/12～2015/07/28 JST

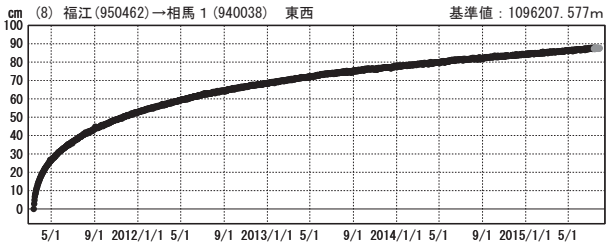

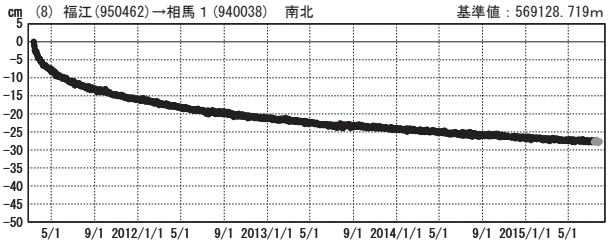

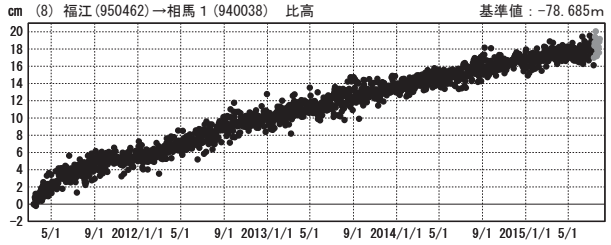

●---[F3:最終解]　●---[R3:速報解]

期間: 2011/03/12～2015/07/28 JST

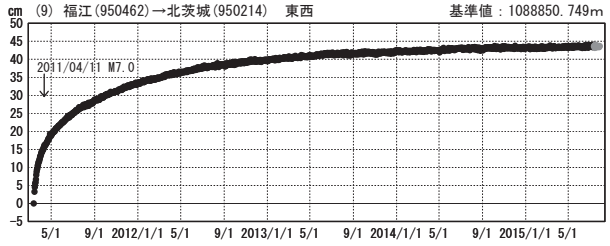

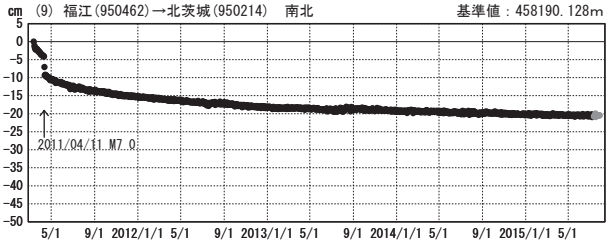

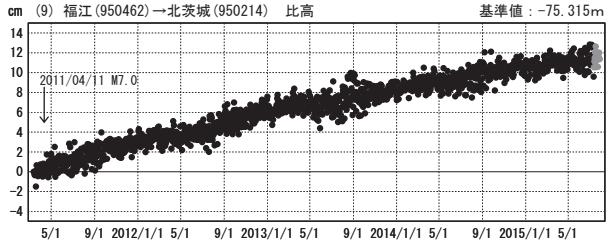

期間: 2011/03/12～2015/07/28 JST

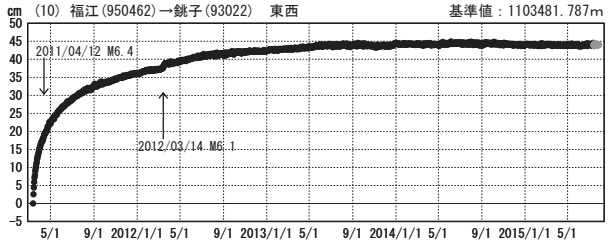

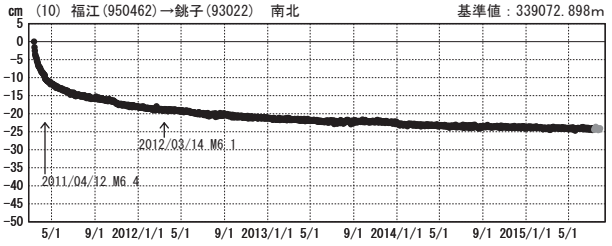

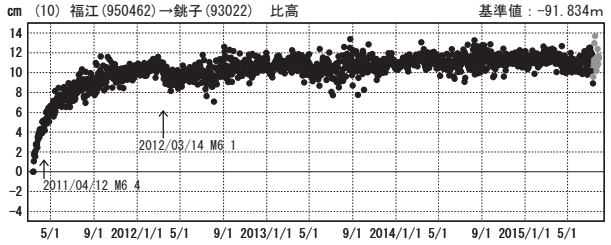

●---[F3:最終解]　●---[R3:速報解]

国土地理院